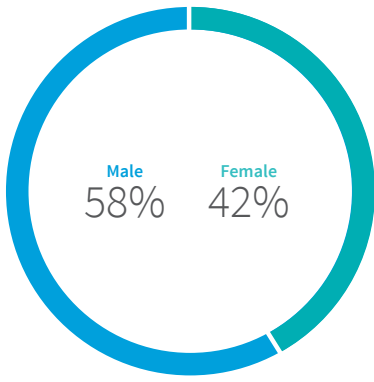
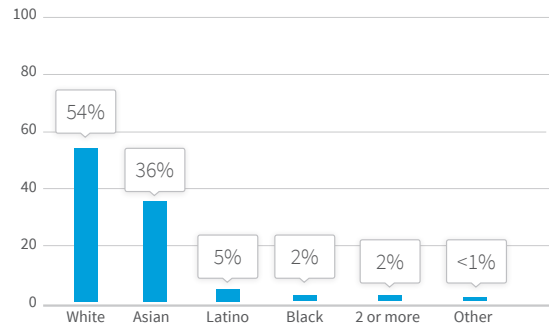


# 2015 LinkedIn Workforce Diversity Report

## Overall

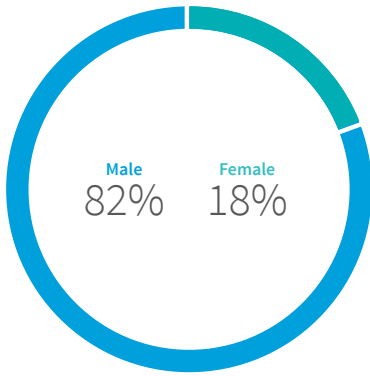


Global Gender  
Percentage of employees (global)

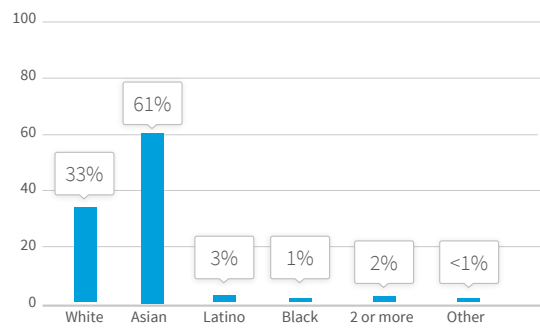


Ethnicity\*  
Percentage of employees (U.S.)

## Tech

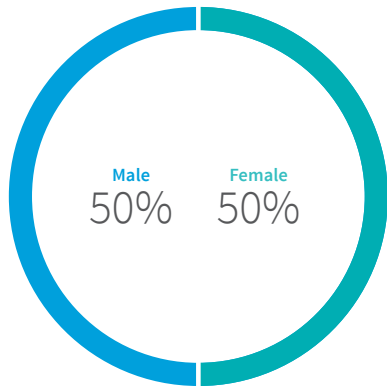


Global Gender  
Percentage of employees (global)

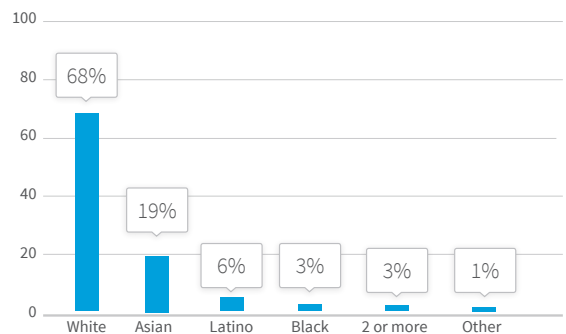


Ethnicity\*  
Percentage of employees (U.S.)

## Non-Tech

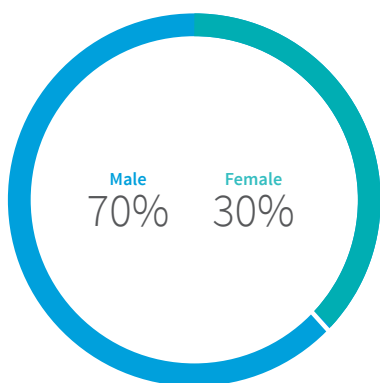


Global Gender  
Percentage of employees (global)

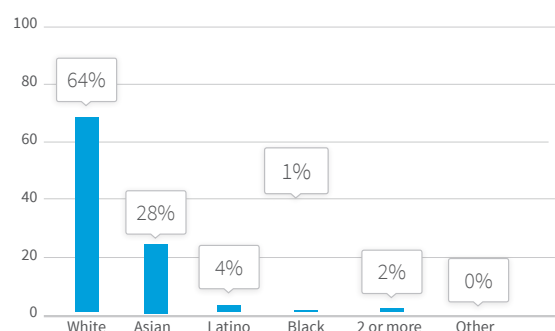


Ethnicity\*  
Percentage of employees (U.S.)

## Leadership



Global Gender  
Percentage of employees (global)



Ethnicity\*  
Percentage of employees (U.S.)

\*Due to an error in an internal system, the Ethnicity portion of our Employee Diversity Report included some inaccurate data. We have updated these numbers to provide an accurate view of our workforce diversity.